

PATENT SPECIFICATION



Application Date: June 27, 1921. No. 17,435 / 21.

183,340

Complete Left: Mar. 13, 1922.

Complete Accepted: July 27, 1922.

PROVISIONAL SPECIFICATION.

Improvements in or relating to Means for Retaining Pens, Pencils, and the like in the Pockets of Garments.

I, WILLIAM LIVSEY, of 11, Groveland Road, Wallasey, in the County of Chester, British subject, do hereby declare the nature of this invention to be as follows:—

This invention relates to means for holding or retaining a pen, pencil, or the like, more particularly a fountain or reservoir pen, in a garment.

10 According to my invention, I form longitudinally in the cap or cover of a fountain or reservoir pen, or the like, a key-hole slot or recess, the face or wall of the reduced portion thereof being undercut or dovetailed.

A clip embodies an outer arm or spring member and an inner member at the upper end of which is formed or provided a disc or like enlargement, whilst

below same there is provided two outwardly projecting tongues, wings, or the like.

In fitting said clip to the pen cap, or the like, said wing portions are first inserted in the enlarged or circular portion of the key hole-slot and then slid into the undercut or dove-tailed groove of the reduced portion thereof. In the continued movement of said clip the disc piece thereof "snaps" into the enlarged or circular portion of the key hole-slot and thus the clip becomes permanently attached to the cap.

Dated this 24th day of June, 1921.

JOHN HINDLEY WALKER,
139, Dale Street, Liverpool,
Registered Patent Agent.

COMPLETE SPECIFICATION.

Improvements in or relating to Means for Retaining Pens, Pencils, and the like in the Pockets of Garments.

I, WILLIAM LIVSEY, of 11, Groveland Road, Wallasey, in the County of Chester, British subject, do hereby declare the nature of this invention and in what manner the same is to be performed, to be particularly described and ascertained in and by the following statement:—

This invention relates to means for holding or retaining a pen, pencil, or the like—but particularly a fountain or reservoir pen—in the pocket of a garment; and is characterised by the pro-

[Price 1/-]

vision in a pen nib-cap or cover, or in a pencil casing, or the like, of a longitudinally-formed key-hole slot or recess the face or wall of the narrower or reduced portion whereof is undercut and the employment of a clip comprising a spring arm which carries a cupped disc, or like enlargement, and—below said cup—a pair of outwardly projecting tongues, wings, or the like.

In applying said clip to the slotted or recessed pen nib-cap, or cover, or pencil casing, or the like, said tongues, wings,

or the like, carried by the spring arm, are inserted in the large or circular portion of the key-hole slot and then slid down into the undercut grooves of the narrower or reduced portion thereof; in the continued downward movement of the clip the cupped disc or like enlargement thereof enters the large or circular portion of the key-hole slot, and thus the clip becomes a permanent fixture to the cap, or the like.

Said cupped disc or like enlargement and the pair of outwardly projecting tongues, wings, or the like, may be formed on an inner plate secured to said spring arm; or they may be stamped directly out of the upper portion of a spring arm.

I will further describe my invention with the aid of the accompanying sheet of explanatory drawings, which illustrates one mode of embodying same.

In said drawings,

Fig. 1 is a longitudinal section of a reservoir pen nib-cap or cover possessing clip holding or retaining means according to my invention, Fig. 2 being a transverse section, taken as on line A—A, Fig. 1. Fig. 3 is an elevation of the cap showing the key-hole slot prior to the application of the clip. Figs. 4 and 5 are elevations, taken at right angles to each other, of the clip prior to its fitment to the cap or cover. Figs. 6 and 7 are views, taken at right angles to each other, of the inner locking piece detached from the outer arm or spring member.

In said drawings, *a* designates the pen cap or cover; *b*, *b*¹ is a key-hole slot longitudinally formed in the wall of said cap, *b* being the large or circular portion and *b*¹ the narrower or reduced portion. *c*, *c* indicate the undercut grooves cut out of the side walls of the slot portion *b*¹.

d, *d*¹ generally designates the clip which is constructed of spring steel, *d* being a spring member and *d*¹ a plate piece rivetted thereto, and out of which plate are created by the process of stamping a cut *e* and outwardly turned tongues or wings *f*, *f*.

In fitting said clip to the pen cap *a*, said tongue or wing portions *f*, *f* are inserted in the circular portion *b* of the key-hole slot *b*, *b*¹ and then slid into the undercut grooves *c*, *c* of the narrow portion *b*¹ thereof; as the clip descends the cup *e* enters the circular portion *b* of the

slot *b*, *b*¹, and so the clip becomes permanently locked to the cap.

Having now particularly described and ascertained the nature of my said invention and in what manner the same is to be performed, I declare that what I claim is:—

1. Means for holding or retaining a pen, pencil, or the like, in the pocket of a garment, comprising a clip member which includes a spring arm and a plate whereon are formed a cupped disc, or like enlargement, and outwardly projecting tongues, wings, or the like; said cupped disc, or like enlargement, and outwardly projecting tongues, wings, or the like being adapted to engage in a key-hole slot or recess—the face or wall of the narrower or reduced portion whereof is undercut formed in the nib-cap or cover of a fountain or reservoir pen, or a pencil casing, or the like, in the manner described.

2. Means for holding or retaining a pen, pencil, or the like, in the pocket of a garment, which are characterised by the provision in a pen nib-cap or cover, or a pencil casing, or the like, of a longitudinally formed key-hole slot or recess, the face or wall of the narrower or reduced portion whereof is undercut, and the employment of a clip member which includes a spring arm and a plate whereon are formed a cupped disc, or like enlargement and outwardly projecting tongues, wings, or the like; said cupped disc, or like enlargement, and said tongues, wings or the like, engaging in said key-hole slot of the pen, pencil, or the like, in the manner described.

3. In combination, a slotted pen-nib cap or cover, or pencil casing, or the like, and clip, substantially as hereinbefore described, and illustrated in the drawing annexed hereto.

4. A modified construction of clip member referred to in the preceding claims, in which said cupped disc, or the like, and said tongues, wings, or the like, are stamped directly out of the upper portion of the spring arm.

Dated this 10th day of March, 1922.

JOHN HINDLEY WALKER,
139, Dale Street, Liverpool,
Registered Patent Agent.

[This Drawing is a reproduction of the Original on a reduced scale.]

Fig. 1.

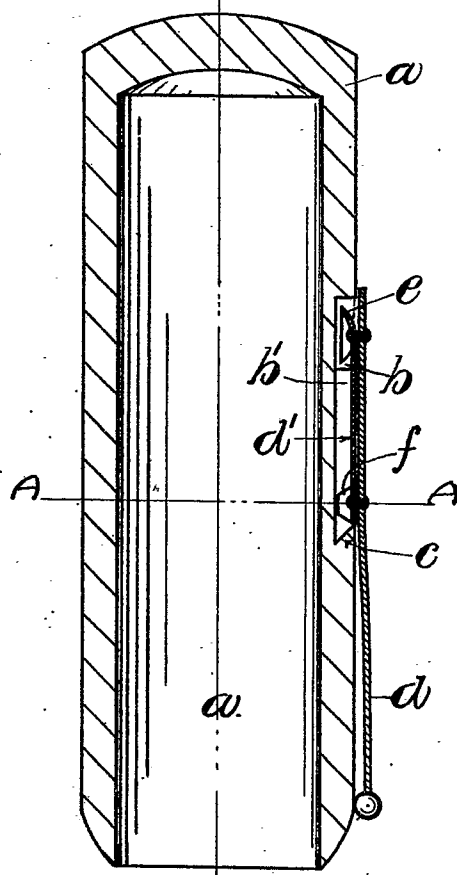


Fig. 3.

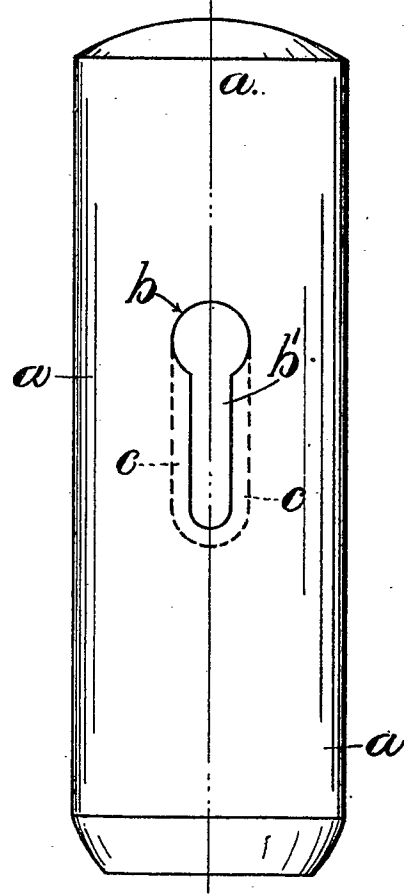


Fig. 2.

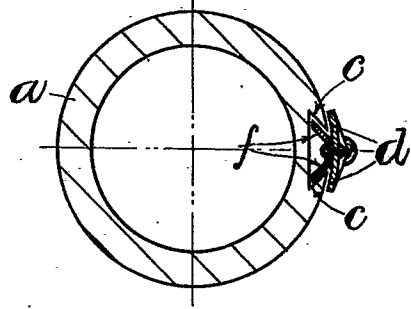


Fig. 4.

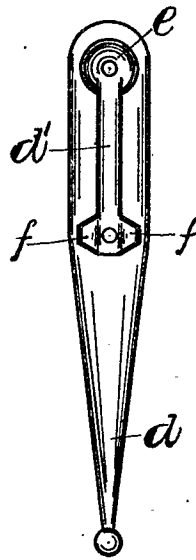


Fig. 5.

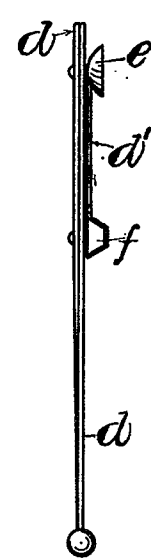


Fig. 6. Fig. 7.

