

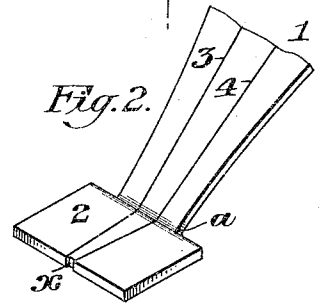
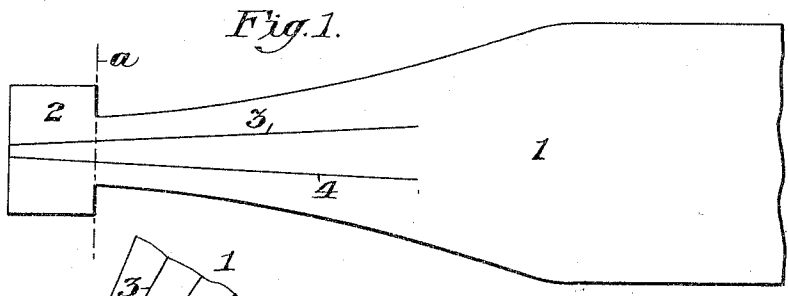
April 14, 1931.

L. H. ASHMORE

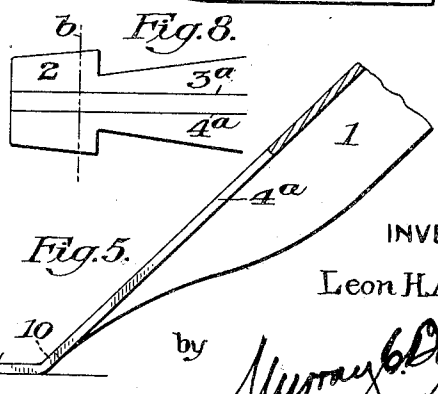
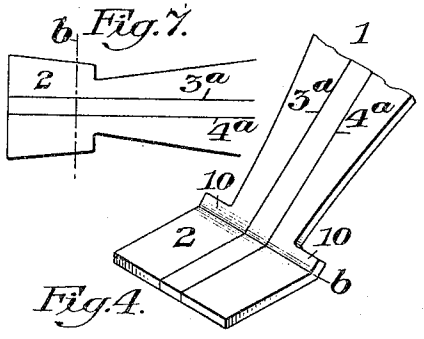
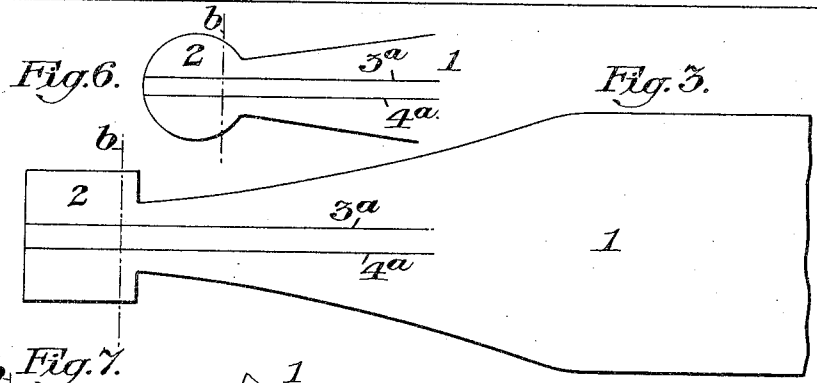
1,800,425

PEN

Filed Oct. 26, 1927



Old Construction



INVENTOR:
Leon H. Ashmore

by *Murray B. Dyer*
Atty.

UNITED STATES PATENT OFFICE

LEON HEHL ASHMORE, OF COLLINGSWOOD, NEW JERSEY, ASSIGNOR TO THE ESTERBROOK STEEL PEN MANUFACTURING CO., OF CAMDEN, NEW JERSEY, A CORPORATION OF NEW JERSEY

PEN

Application filed October 26, 1927. Serial No. 228,943.

My invention relates to pens of the general type illustrated in the patent of Edward S. Wood, No. 1,305,046, dated May 27, 1919, and is particularly adapted for sign writing, lettering, and the drawing of broad and heavy lines.

One object of my invention is to facilitate the manufacture of pens of this type, particularly those in which the so-called flat writing table or spoon is provided with a plurality of slits presenting more than two nib portions.

A further feature of my invention is to insure that the end of the flat writing table or spoon, which may or may not be rectangular in general contour, will present a perfectly straight line; each nib portion extending to the front or forward edge of the flat writing table or spoon and being in exact alignment. Such construction facilitates use of the pen and enables the production of a cleaner line, especially when the pen is used on its front edge, or when employed in making so-called "ribbon" writing.

A further object of my invention is the formation of the nibs for a pen of the flat writing table type by parallel slits extending from the body to and through the portion forming the flat writing table.

These and other features of my invention are more fully described hereinafter; reference being had to the accompanying drawings, in which:

Figure 1 is a plan view of a blank for a pen of the type to which my invention relates, as heretofore made.

Fig. 2 is a perspective view showing the manner in which the nibs of such blank were bent to provide a flat writing table or spoon.

Fig. 3 is a view similar to Fig. 1, illustrating a blank of the type employed in making a pen embodying my present improvements.

Fig. 4 is a perspective view illustrating the nib and flat writing table or spoon of the improved pen forming the subject of my present invention.

Fig. 5 is a sectional elevation of the pen shown in Fig. 4, and

Figs. 6, 7 and 8 are views similar to Fig. 3,

illustrating modifications within the scope of my invention.

In the manufacture of pens of the type to which my invention relates, particularly those in which the flat writing table or spoon is rectangular or substantially so; having portions projecting laterally beyond what may be termed the neck portion of the nibs of such pen, it has been the practice to bend the ends of the nibs to form the flat writing table or spoon directly at the point at which the laterally projecting side portions meet the neck portion of the nibs. Pens of this type are provided with two slits so that the flat writing table or spoon is made up of three parts; a central portion, which may be tapering if diverging slits are formed in the nib portion, and side portions flanking such central portion. It has been found in practice in pens of this character that if the bend is made at the point indicated, it is impossible to effect such bend without causing the central nib portion to retract, so that in the finished pen there is a slight recess or gap at the front edge of the flat writing table or spoon portion, as clearly indicated in Fig. 2, which represents a pen of the type heretofore made. As these pens are finished insofar as the front edge of the flat writing table or spoon is concerned before this bend is made, it is practically impossible to finish the edge of the flat writing table or spoon by reducing the front edge of the side nib portions making up the flat writing table or spoon. This recess or gap is highly objectionable in the use of the pen. In addition the divergent slits appear to produce an objectionable condition in use in that the central nib of the writing table although slightly retracted when not in use, has a tendency to push forward when pressure is applied to the writing table when the pen is in use.

In Fig. 1, I have shown a view of a blank of the former type, comprising a body 1, and a rectangular end portion 2. This blank is formed into a plurality of nibs by providing the slits 3 and 4, which were usually divergent as indicated, and after this operation, the rectangular portion was formed into a flat writing table or spoon by

imparting a bend along the line *a*, at the point where the reduced portion of the body joins the end portion forming the writing table. In producing this bend, for some reason not accounted for, the central portion appears to recede or retract, and in the finished article a recess or gap is present, as indicated at *x*, Fig. 2, which is highly objectionable in the use of pen of this type and materially affects its proper use. At the same time this central nib tends to push forward when the nibs are spread in use.

In carrying out my invention, I provide a blank of the character illustrated in Fig. 3, substantially like that illustrated in Fig. 1, and while I may employ diverging slits to divide the pen body into a plurality of parts, I prefer to form these slits in parallel lines, as indicated at *3a* and *4a*. I then prepare the flat writing table or spoon by bending the end portion of the pen along the line *b*, throughout the entire extent of such end portion; producing a structure such as illustrated in Figs. 4 and 5.

It has been found that if the bend is made through the entire portion which is employed to form the flat writing table or spoon instead of at the neck portion, as illustrated in Fig. 2, the difficulty noted above with respect to the central nib portion is obviated, and it is possible to bend all of the nibs to the same extent and degree and produce, in the case of the rectangular or substantially rectangular writing tables, the front edge of such writing table or spoon in a single plane; avoiding the objectionable recess or gap at the central portion caused by the apparent retraction of the central nib whose bend does not seem to follow the bend produced in the side nib portions which make up the flat writing table or spoon when such bend is made directly adjacent the neck of the pen; that is to say, at the point where the main body of the nibs joins the rectangular portion.

By bending the nibs in the manner indicated in Figs. 3, 4 and 5 to form my improved pen the rear of the rectangular portion will have shoulders, as indicated at 10, Figs. 4 and 5.

An important feature of the parallel slitting of the nibs is that when the pen is in use, there will be no tendency of the central nib portion to project further forward than the side nib portions, a condition present in the use of the old-style pen, notwithstanding the fact that the forward end of the central nib portion of such old-style pen is slightly retracted with respect to the side portions of the writing table.

It will be understood that my invention is not limited to pens having flat writing tables of rectangular shape, and in Figs. 6, 7 and 8, I have shown blanks to form flat writing tables of other shapes; not showing,

however, the many shapes that may be developed in carrying out my invention.

I claim:

1. As a new article of manufacture, a pen of the flat writing table type, comprising a body, and a gradually narrowing neck portion terminating in a wider end to form said writing table; said writing table being formed by applying a bend within the whole area of said wider end portion.

2. As a new article of manufacture, a pen of the flat writing table type, comprising a plurality of nib portions, a body, and a neck joining the nib portions and said body; said writing table having lateral extensions and being formed by bending the ends of the nibs forward of the neck connection and within the whole area of said ends.

3. As a new article of manufacture, a pen of the flat writing table type, comprising a plurality of nib portions terminating in a wide end, a body, and a neck between the wide nib end and said body; said writing table having lateral extensions and being formed by bending end portions of the nib forward of the neck connection and within the whole area of the nib portions constituting such flat writing table.

In witness whereof I have signed this specification.

LEON H. ASHMORE.