

Dec. 27, 1938.

K. WEISSER

2,141,989

PIPE AND PLAQUE HOLDER THEREFOR

Filed Sept. 27, 1937

Fig. 1.

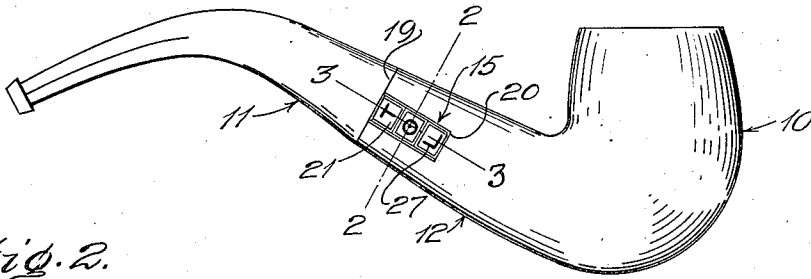


Fig. 2.

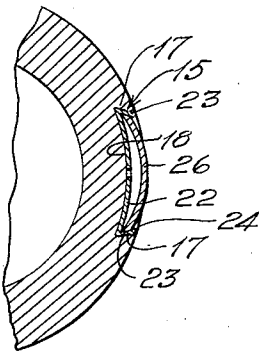


Fig. 3.

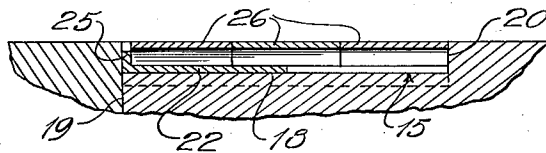


Fig. 5.

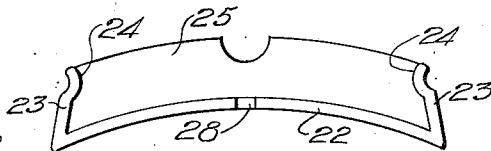


Fig. 4.


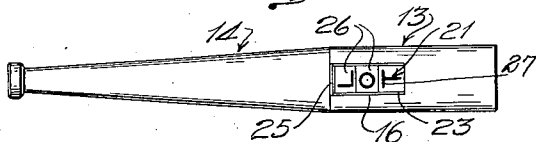


Fig. 6.



Inventor

Karl Weisser

Ivan P. Lashof

By

Attorney

UNITED STATES PATENT OFFICE

2,141,989

PIPE AND PLAQUE HOLDER THEREFOR

Karl Weisser, Union City, N. J., assignor to David Kahn, Inc., Township of North Bergen, Hudson County, N. J., a corporation of New Jersey

Application September 27, 1937, Serial No. 165,951

8 Claims. (Cl. 40—140)

This invention relates to smoker's articles and has special reference to a pipe, cigar holder, or the like.

More particularly the invention relates to a combined pipe or the like, and identifying means therefor.

One important object of the invention is to provide a pipe or the like with a holder for initials of a person's name and to provide interchangeable initial plaques removably fitting in said holder.

A second important object of the invention is to provide a pipe having separable bowl and stem portions with an initial plaque holder held against removal from the pipe by the coaction of the separable pipe parts when assembled.

A third important object of the invention is to provide a novel arrangement of pipe and initial plaque holder wherein initial plaques are held against removal from the holder upon the latter being assembled with the pipe.

A fourth important object of the invention is to provide a novel form of initial plaque holder and plaque therefor peculiarly adapted for use in connection with separable articles such as pipe and the like.

With the above and other objects in view the invention consists in general of certain novel details of construction and combinations of parts hereinafter fully described, illustrated in the accompanying drawing and particularly pointed out in the appending claims.

In the accompanying drawing like characters of reference indicate like parts in the several views, and:—

Fig. 1 is a side elevation of a pipe constructed in accordance with this invention.

Fig. 2 is an enlarged section on the line 2—2 of Fig. 1.

Fig. 3 is a similar view on line 3—3 of Fig. 1.

Fig. 4 is an enlarged plan view of the plaque holder used herein.

Fig. 5 is a still further enlarged end view of the plaque holder.

Fig. 6 is a side elevation of a cigar or cigarette holder of the novel construction forming this invention.

In the embodiment of the invention as herein disclosed in Fig. 1 there is shown a pipe having a bowl portion 10 and a bit or mouth piece portion 11 removably fitted in the usual manner to the stem 12 of the bowl portion. In the form shown in Fig. 6 there is provided a holder portion 13 and a separable bit or mouth piece 14. In the stem 12 is formed a channel 15, and in the holder

13 there is formed a like channel 16. These channels are thus formed in one of two separable joint parts. These channels are constructionally and functionally alike so that the description and showing of the channel 15 is to be understood as equally applicable to channel 16.

As shown in Figs. 2 and 3 the channel 15 is of general dovetail form in cross-section having inwardly inclined sides and a transversely convex bottom 18 forming the segment of a cylindrical surface. The channel extends inwardly from the joint line 19 along the stem 12 and terminates at its inner end in a square shoulder 20.

In the channels 15 and 16 is fitted the identifying or marking means 21 which are alike in all cases so that the description and illustration of the form used with a pipe also applies to all other forms. In this form the plaque holder is preferably stamped and formed from thin metal to provide a channel-like form having a transversely arcuate bottom 22 and inwardly inclined sides 23 having inwardly projecting beads 24 at their upper edges, these beads extending the full length of the sides. The metal is bent up at one end to form an end wall 25 at one end of the channel. The plaque holder is so proportioned as to fill the channel 15 and fit closely therein. This plaque holder is placed, when in use, in the channel 15, with the open end of the plaque holder closed by the shoulder 20 and the end wall 25 flush with the joint line 19. It will now be noted that when the plaque holder is applied to the stem 12, and the bit 11 assembled with the stem, the end of the bit at the joint line 19 closes the channel 15 so that the plaque holder is retained in his channel and can only be removed by separating the bit from the bowl.

Associated with the plaque holder are interchangeable initial plaques 26 each consisting of a transversely arcuate metal member proportioned to fit in the plaque holder with its side edges held in the angles between the plaque holder bottom 22 and the plaque holder sides 23, the side edges of the plaque being held beneath the beads 24 of the sides 23. These plaques are slid into the open end of the plaque holder and when the latter is inserted in the channel 15, the shoulder 20 prevents the plaques from moving out of the holder. Preferably, the plaque holder is dimensioned to accommodate three of the plaques. On the exposed faces of each plaque is displayed, in any suitable manner, a letter 27 forming an initial.

In order to better hold the plaque holder in the channel, the bottom of the holder at its open end

is provided with a slot 28 so that the open end of the holder can spring in slightly as it is inserted in the channel.

Obviously, while the invention applies especially to smoker's articles, the plaque holder and its plaques may be fitted to any two part joint.

It is also obvious that the slidably mounted plaque holding frame or channel may be mounted in an undercut groove in any suitable part of a pipe, or similar article. For example, the channel may be mounted in the upper part of the bowl and held from sliding motion in any suitable manner. It is also obvious that the plaques may be held in the channel-like plaque holder by friction, or may be sprung held by the resilience of the plaques on the plaque holder. Instead of the plaques being slid in, they may be sprung into the plaque holder from the front thereof.

What is claimed is:—

1. In combination, a plaque holder consisting of a channel-like structure having a bottom and side walls, inwardly extending beads on said side walls, an end wall on said holder, initial plaques engaged in said holder with their side edges held beneath said beads, and a two-part article having its parts connected by a joint having abutting end surfaces, one part of said article having a channel extending from its joint surface, said plaque holder being slidably fitted in said channel with its open end abutting the inner end of the channel, the second part of said article forming a closure for the joint end of the channel.
2. In combination, a plaque holder consisting of a channel-like structure having a bottom and side walls, inwardly extending beads on said side walls, an end wall on said holder, initial plaques engaged in said holder with their side edges held beneath said beads, said side walls being inclined inwardly and said plaques being arcuate in cross-section, and a two-part article having its parts connected by a joint having abutting end surfaces, one part of said article having a channel extending from its joint surface, said plaque holder being slidably fitted in said channel with its open end abutting the inner end of the channel, the second part of said article forming a closure for the joint end of the channel.
3. In combination, a plaque holder consisting of a channel-like structure having a bottom and side walls, inwardly extending beads on said side walls, an end wall on said holder, initial plaques engaged in said holder with their side edges held beneath said beads, the side walls of the holder being inclined inwardly and the bottom being convexly curved transversely to form a convex upper surface, said plaques being also arcuately curved transversely, and a two-part article having its parts connected by a joint having abutting end surfaces, one part of said article having a channel extending from its joint surface, said plaque holder being slidably fitted in said channel with its open end abutting the inner end of the channel, the second part of said article forming a closure for the joint end of the channel.
4. In combination, a plaque holder consisting of a channel-like structure having a bottom and side

walls, inwardly extending beads on said side walls, an end wall on said holder, initial plaques engaged in said holder with their side edges held beneath said beads, and a pipe having a stem and a bit detachably attached to the stem by a joint having abutting end surfaces, said stem having a channel extending longitudinally in the outer face of the stem from said joint, said channel having an abrupt shoulder at its inner end, said plaque holder being slidably fitted in said channel with its open end abutting said shoulder and the bit closing the open end of said channel.

5. In combination, a plaque holder consisting of a channel-like structure having a bottom and side walls, inwardly extending beads on said side walls, an end wall on said holder, initial plaques engaged in said holder with their side edges held beneath said beads, said side walls being inclined inwardly and said plaques being arcuate in cross-section, and a pipe having a stem and a bit detachably attached to the stem by a joint having abutting end surfaces, said stem having a channel extending longitudinally in the outer face of the stem from said joint, said channel having an abrupt shoulder at its inner end, said plaque holder being slidably fitted in said channel with its open end abutting said shoulder and the bit closing the open end of said channel.

6. In combination, a plaque holder consisting of a channel-like structure having a bottom and side walls, inwardly extending beads on said side walls, an end wall on said holder, initial plaques engaged in said holder with their side edges held beneath said beads, the side walls of the holder being inclined inwardly and the bottom being convexly curved transversely to form a convex upper surface, said plaques being also arcuately curved transversely, and a pipe having a stem and a bit detachably attached to the stem by a joint having abutting end surfaces, said stem having a channel extending longitudinally in the outer face of the stem from said joint, said channel having an abrupt shoulder at its inner end, said plaque holder being slidably fitted in said channel with its open end abutting said shoulder and the bit closing the open end of said channel.

7. In combination, an article having two parts connected by an interfitting joint, an undercut channel extending in one of said parts from said joint, a plaque holder for initial plaques spring held in said channel and additionally held therein by the remaining part of said article, and initial plaques held in said holder, said plaque holder being constructed and arranged to permit introduction or removal of said plaques.

8. In combination, a smoker's article such as a pipe, an initial plaque holder carried in an undercut groove in said article, said plaque holder being of a size and shape to closely fit said groove and having a spring engagement with the sides of the groove, an opening in said plaque holder to permit the springing of the plaque holder during the insertion of the plaque holder in the groove, and interchangeable initial plaques removably mounted in said holder.

KARL WEISSER.