

125,906

PATENT



SPECIFICATION

Application Date, Dec. 10, 1918. No. 20,479/18.

Complete Accepted, May 1, 1919.

COMPLETE SPECIFICATION.

Improvements in and relating to Fountain Pens.

I, OSMOND BLYTH WADE, of "Mayleigh," Petersham Road, Petersham, Surrey, Manufacturer, do hereby declare the nature of this invention and in what manner the same is to be performed, to be particularly described and ascertained in and by the following statement:—

5 This invention relates to fountain pens and it refers particularly to pens of the type in which the nib when not in use is drawn into the body or reservoir of the pen, a helical slot or groove and pin motion being employed to effect the movement of the nib carrying number into and out of the pen barrel.

10 It has already been proposed in pens of this type to so arrange and construct the parts that the pin does not contact with the inner end of the groove or slot when the pen is drawn into the barrel.

It has further been proposed in pens of this type in which the helical groove is formed in a tubular supply conduit carrying the nib, to provide a collar
15 upon said conduit having a pin engaging a longitudinal slot in the barrel of the pen, which collar, when the nib is withdrawn into the barrel, contacts with the end of a rotary head provided with a pin engaging the helical slot in the supply conduit and with a collar upon said rotary head.

According to the present invention the rod carrying the nib is provided
20 with a collar or projection arranged to contact with the outer end of the helically slotted member just prior to the pin reaching the inner end of the slot. By this means any unnecessary force exerted, after the nib has been drawn inwards to the desired extent, is taken by the collar or projection and not by the said slot whereby any straining or damage to the slotted member
25 is avoided.


In order that the invention may be the better understood drawings are appended in which:—

Fig. 1 is an elevation partly in section of a pen embodying the present invention.

30 Fig. 2 is a view showing the rod removed from the pen.

Referring to the accompanying drawings *a* indicates the body of the pen, *b* the usual cap or cover, and *d* the plug forming the closure for the body *a*. *e* indicates a helically slotted sleeve or member connected to the stud *e*¹ provided with a head *e*² whereby the sleeve *e* may be operated from the exterior
35 of the pen. Engaging the slot *e*³ in sleeve *e* is a pin *f*² secured to the rod *f*¹, said pin also engaging a channel formed inside the body of the pen and by means of which the rotation of the said rod is prevented. *g* indicates a collar upon the rod *f*¹ and which collar is so placed with respect to the length of the rod that just prior to the stud reaching the inner end of the slot *e*³

[Price 6d.]



said collar comes into contact with the free end of sleeve *e* so that the said stud does not contact with the end of the slot and consequently cannot be strained or damaged by the overturning of the head *e*², as any undue force exerted to turn the said head beyond the desired point will be taken by the collar *g*.

Having now particularly described and ascertained the nature of my said invention and in what manner the same is to be performed, I declare that what I claim is:—

1. In a fountain pen of the type in which a helically slotted sleeve is employed connected to a member revoluble from the exterior of the pen, and having a nib carrying member passing through said sleeve provided with a pin engaging said helical groove, the provision of a collar upon said pen carrying member adapted to contact with the outer end of said sleeve substantially as and for the purpose stated. 10

2. A fountain pen as specified in Claim 1 substantially as described, with reference to the appended drawings. 15

Dated this 10th day of December, 1918.

J. E. EVANS-JACKSON & Co.,
Agents for the Applicant.

Fig:1.

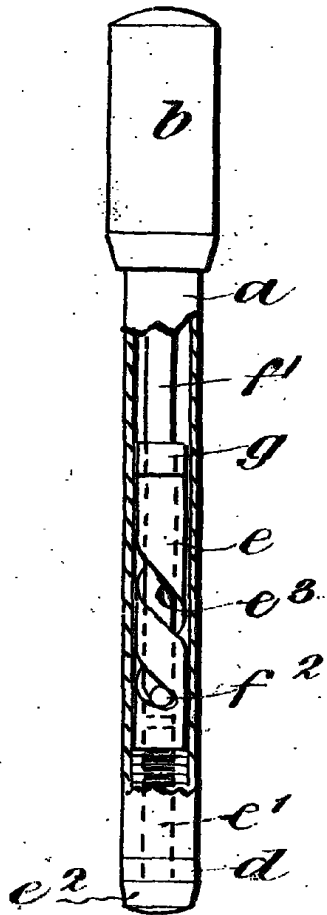
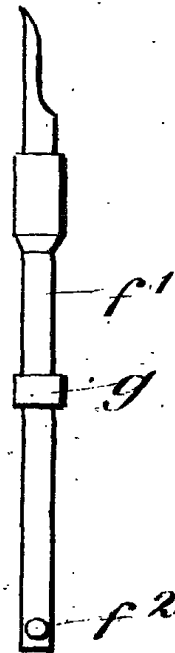


Fig:2.



[This Drawing is a full-size reproduction of the Original.]

